



Last Mile

Compliance Dashboard Concepts

12 March 2021 | jtchrist@



User Interface Mockups

Compliance Overview

User Interface Mockups

Compliance Dashboard

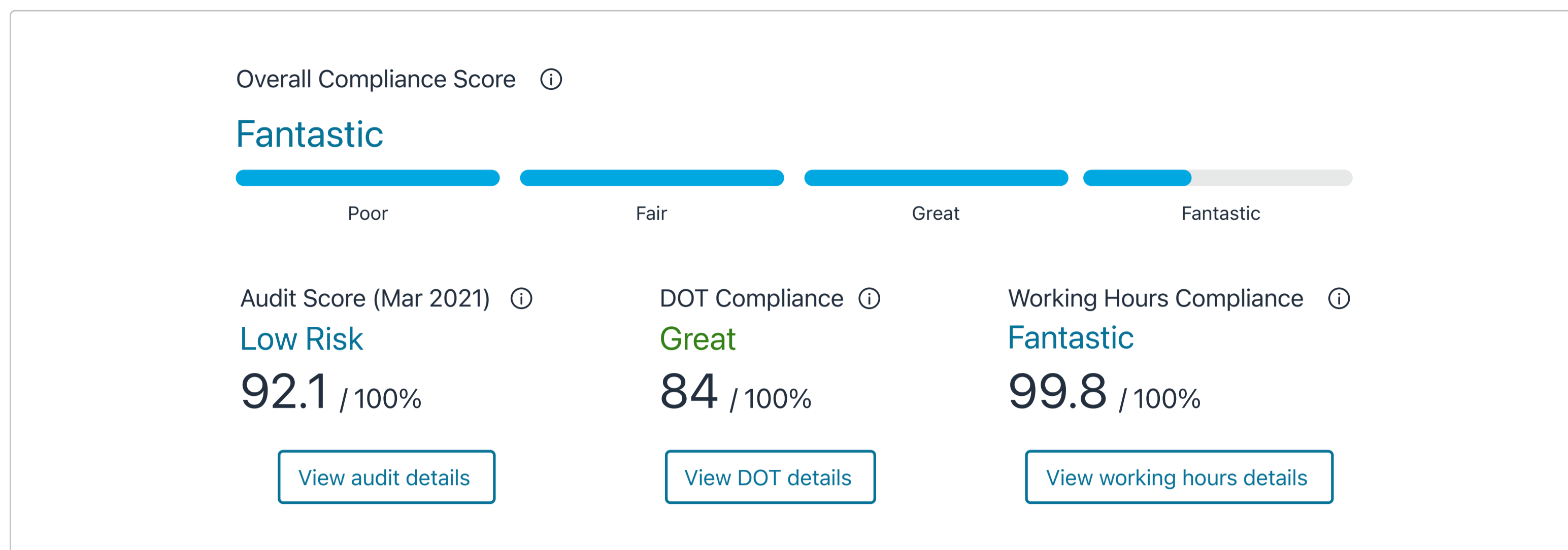


Week 12, 2021



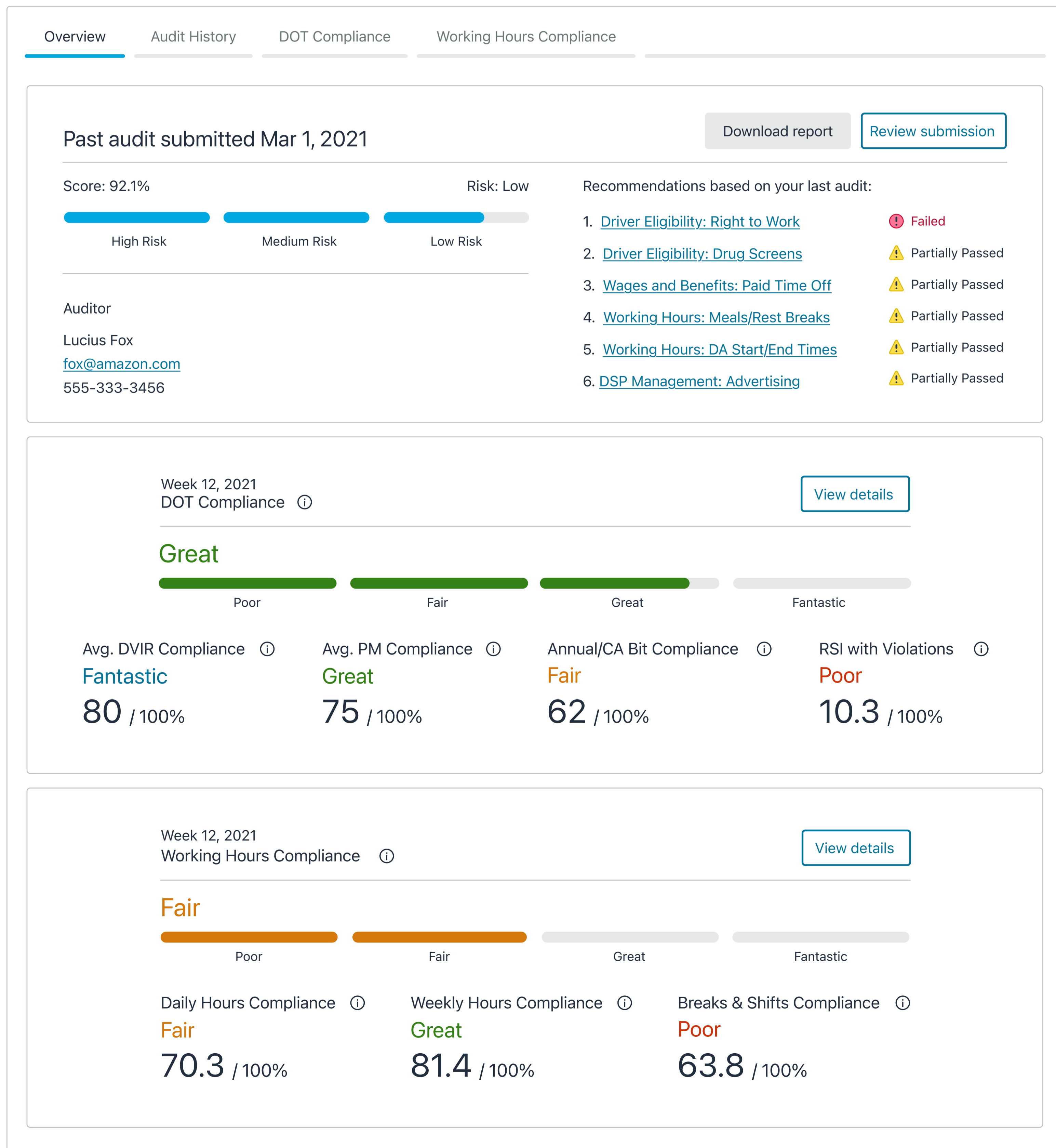
Metrics summary

Showing data for Week 12, 2021



Metrics deep dive

Showing data for Week 12, 2021



Compliance Dashboard

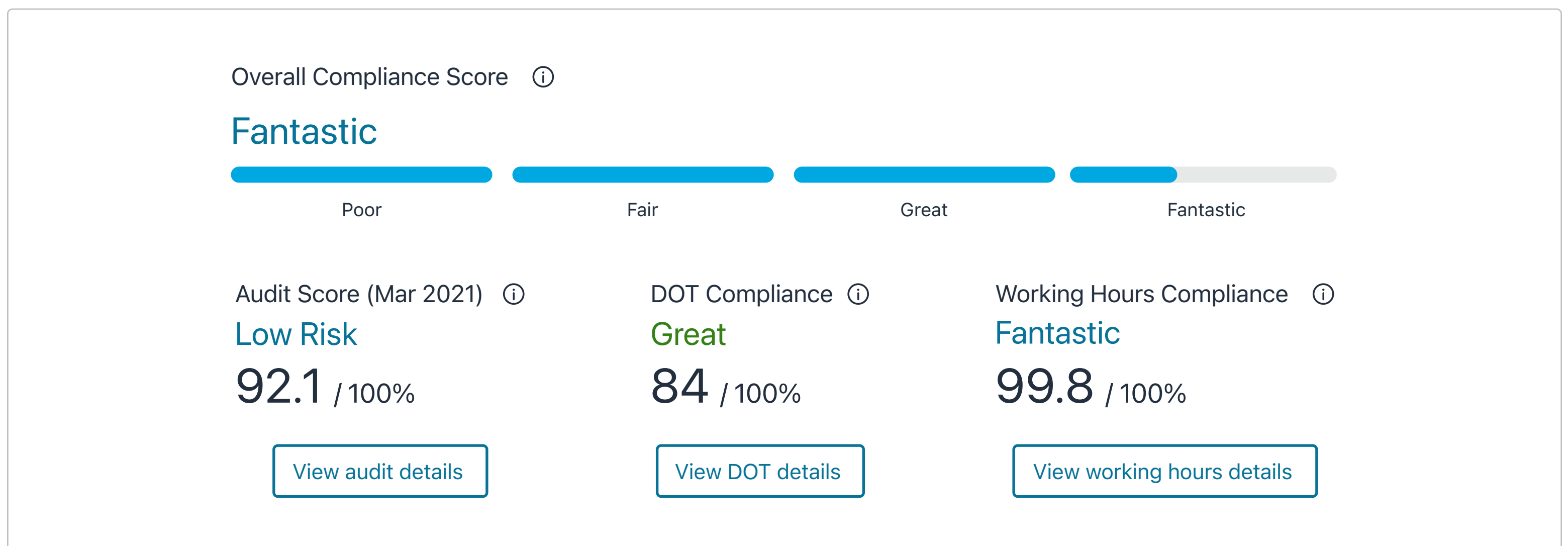


Week 12, 2021



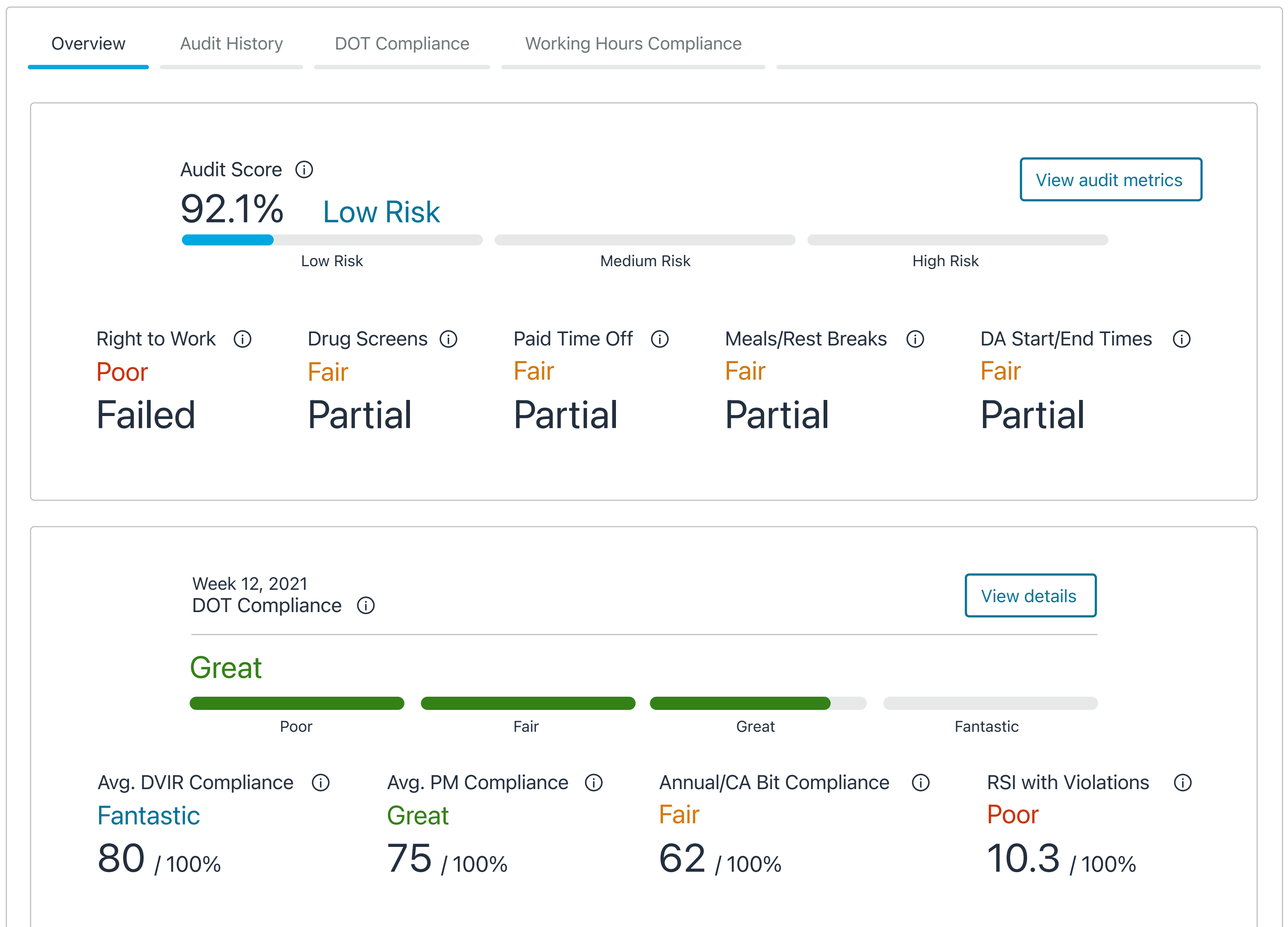
Metrics summary

Showing data for Week 12, 2021



Metrics deep dive

Showing data for Week 12, 2021



Working hours compliance

Showing data for Week 12, 2021

Q Find a driver... Week 12, 2020

Delivery Associate	Daily Hours ⓘ	Weekly Hours ⓘ	Hours Between Shifts ⓘ	Overall Score
Yusuf Soyeba ACDR123490564	16 ↑ 0.50	70 ↑ 5	5 ↓ 2.50	Poor
Alexus Floyd ACDR432234905	15 ↑ 1.50	68 ↑ 2	6 ↑ 1.00	Poor
Ariana Thompson ACDX12349054	14 ↑ 2.00	65 ↑ 1	7 ↑ 1.50	Poor
Jeffery Berry ACDX12349054	13 ↓ 2.00	65 ↓ 1	7 ↓ 0.50	Poor
Tyrans Lawrence ACDR123490564	13 ↓ 1.00	62 ↓ 1	7 ↓ 2.00	Poor
Divina Trevenco ACDX12349054	12 ↓ 2.00	63 ↓ 1	8 ↓ 0.50	Fair
Greg Dowdell ACDR123490564	11 ↑ 1.00	62 ↑ 2	8 ↑ 3.00	Fair
Anton Wells ACDR432234905	11 ↑ 0.50	61 ↑ 1	8 ↑ 2.00	Fair
Kristin Graham ACDR432234905	10 ↑ 0.50	60 -- 0	9 ↑ 2.00	Fair
Donovan Wills ACDR432234905	10 ↑ 1.00	60 -- 0	9 ↑ 2.50	Fair

< 1 2 > Show all drivers

Compliance Dashboard



Week 12, 2021



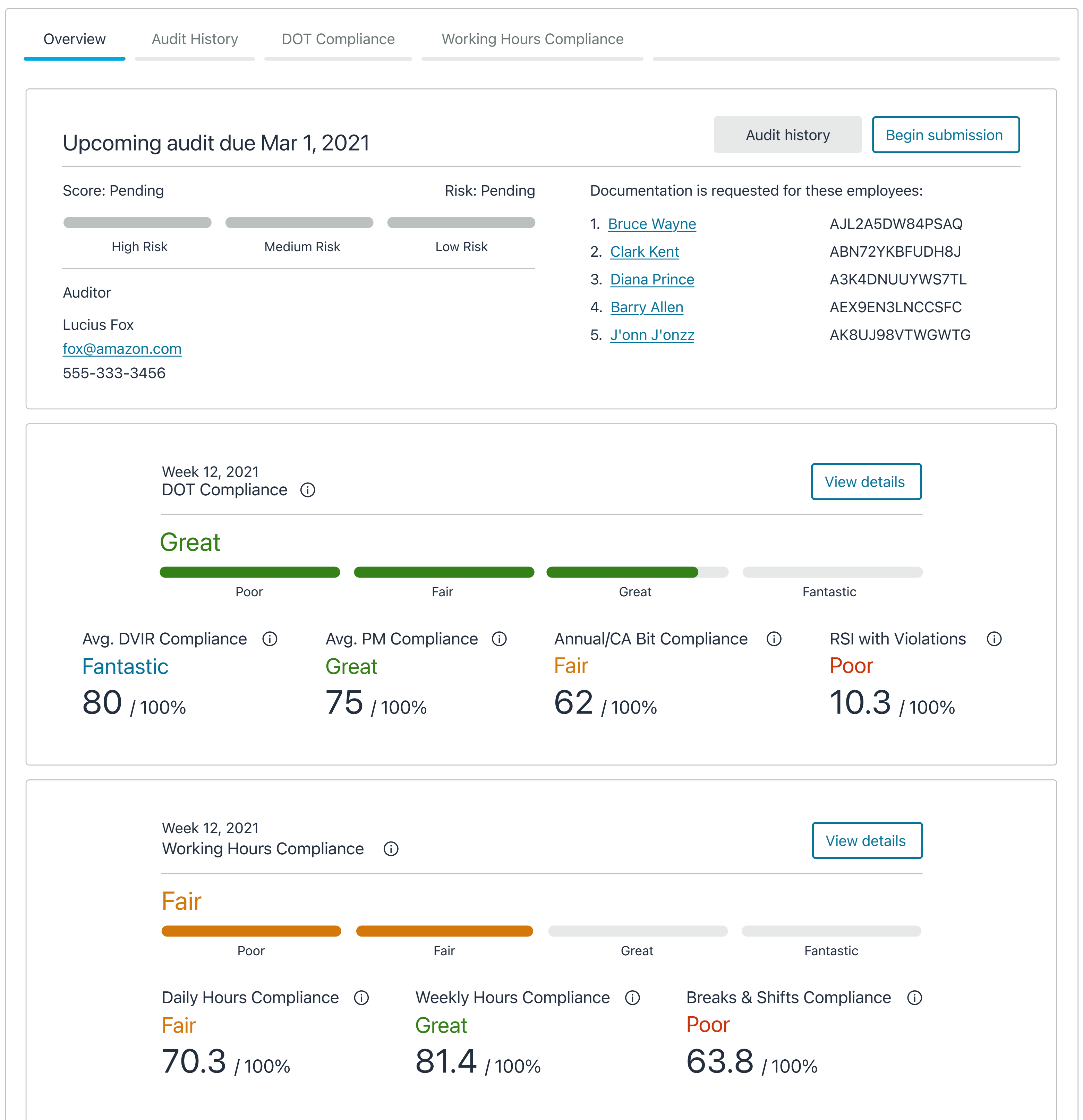
Metrics summary

Showing data for Week 12, 2021



Metrics deep dive

Showing data for Week 12, 2021



🔍 Find a driver...

Week 12, 2020



Delivery Associate	Daily Hours ⓘ	Weekly Hours ⓘ	Hours Between Shifts ⓘ	Overall Score
Yusuf Soyeba ACDR123490564	16 ↑ 0.50	70 ↑ 5	5 ↓ 2.50	Poor
Alexus Floyd ACDR432234905	15 ↑ 1.50	68 ↑ 2	6 ↑ 1.00	Poor
Ariana Thompson ACDX12349054	14 ↑ 2.00	65 ↑ 1	7 ↑ 1.50	Poor
Jeffery Berry ACDX12349054	13 ↓ 2.00	65 ↓ 1	7 ↓ 0.50	Poor
Tyrann Lawrence ACDR123490564	13 ↓ 1.00	62 ↓ 1	7 ↓ 2.00	Poor
Divina Trevenco ACDX12349054	12 ↓ 2.00	63 ↓ 1	8 ↓ 0.50	Fair
Greg Dowdell ACDR123490564	11 ↑ 1.00	62 ↑ 2	8 ↑ 3.00	Fair
Anton Wells ACDR432234905	11 ↑ 0.50	61 ↑ 1	8 ↑ 2.00	Fair
Kristin Graham ACDR432234905	10 ↑ 0.50	60 -- 0	9 ↑ 2.00	Fair
Donovan Wills ACDR432234905	10 ↑ 1.00	60 -- 0	9 ↑ 2.50	Fair

< 1 2 > Show all drivers

Compliance Dashboard

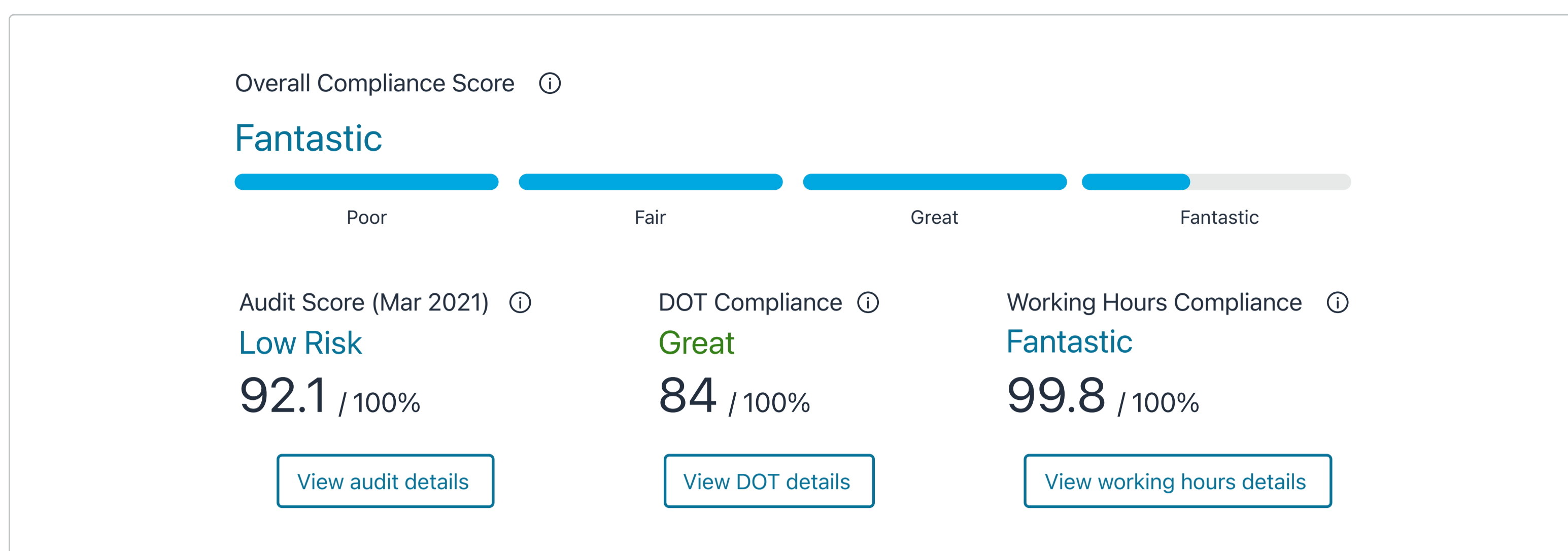


Week 12, 2021



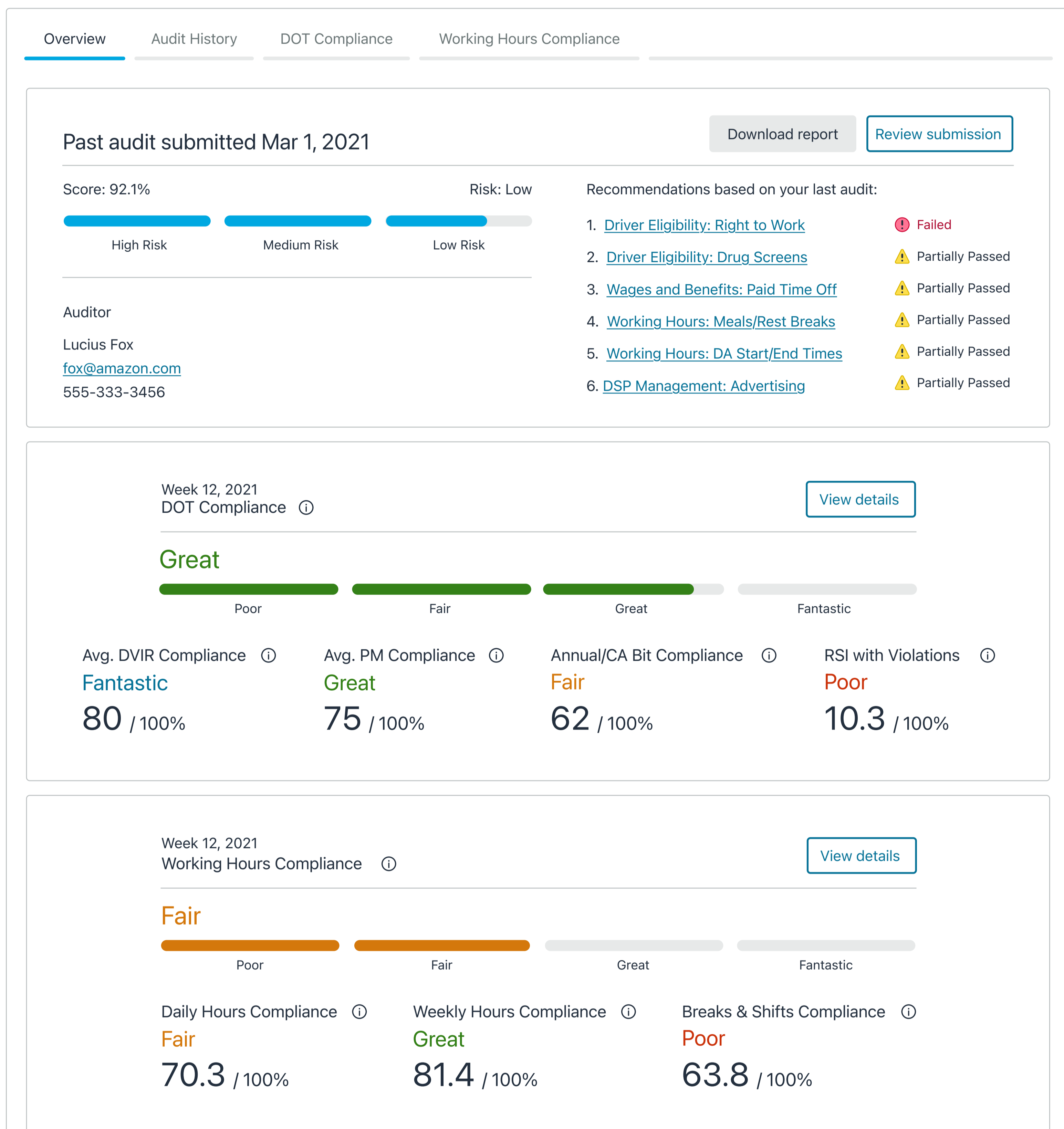
Metrics summary

Showing data for Week 12, 2021



Metrics deep dive

Showing data for Week 12, 2021



🔍 Find a driver...

Week 12, 2020



Delivery Associate	Daily Hours ⓘ	Weekly Hours ⓘ	Hours Between Shifts ⓘ	Overall Score
Yusuf Soyeba ACDR123490564	16 ↑ 0.50	70 ↑ 5	5 ↓ 2.50	Poor
Alexus Floyd ACDR432234905	15 ↑ 1.50	68 ↑ 2	6 ↑ 1.00	Poor
Ariana Thompson ACDX12349054	14 ↑ 2.00	65 ↑ 1	7 ↑ 1.50	Poor
Jeffery Berry ACDX12349054	13 ↓ 2.00	65 ↓ 1	7 ↓ 0.50	Poor
Tyrant Lawrence ACDR123490564	13 ↓ 1.00	62 ↓ 1	7 ↓ 2.00	Poor
Divina Trevenco ACDX12349054	12 ↓ 2.00	63 ↓ 1	8 ↓ 0.50	Fair
Greg Dowdell ACDR123490564	11 ↑ 1.00	62 ↑ 2	8 ↑ 3.00	Fair
Anton Wells ACDR432234905	11 ↑ 0.50	61 ↑ 1	8 ↑ 2.00	Fair
Kristin Graham ACDR432234905	10 ↑ 0.50	60 -- 0	9 ↑ 2.00	Fair
Donovan Wills ACDR432234905	10 ↑ 1.00	60 -- 0	9 ↑ 2.50	Fair

Audit History

User Interface Mockups

Compliance Dashboard

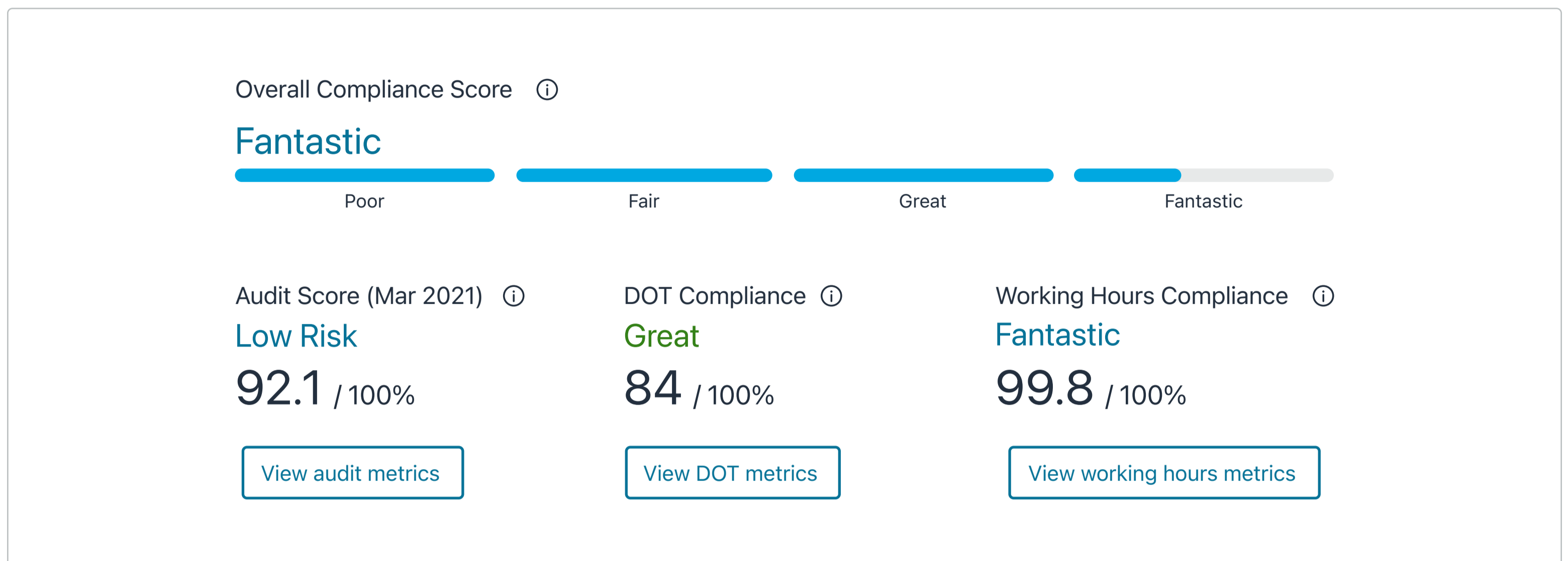


Week 12, 2021



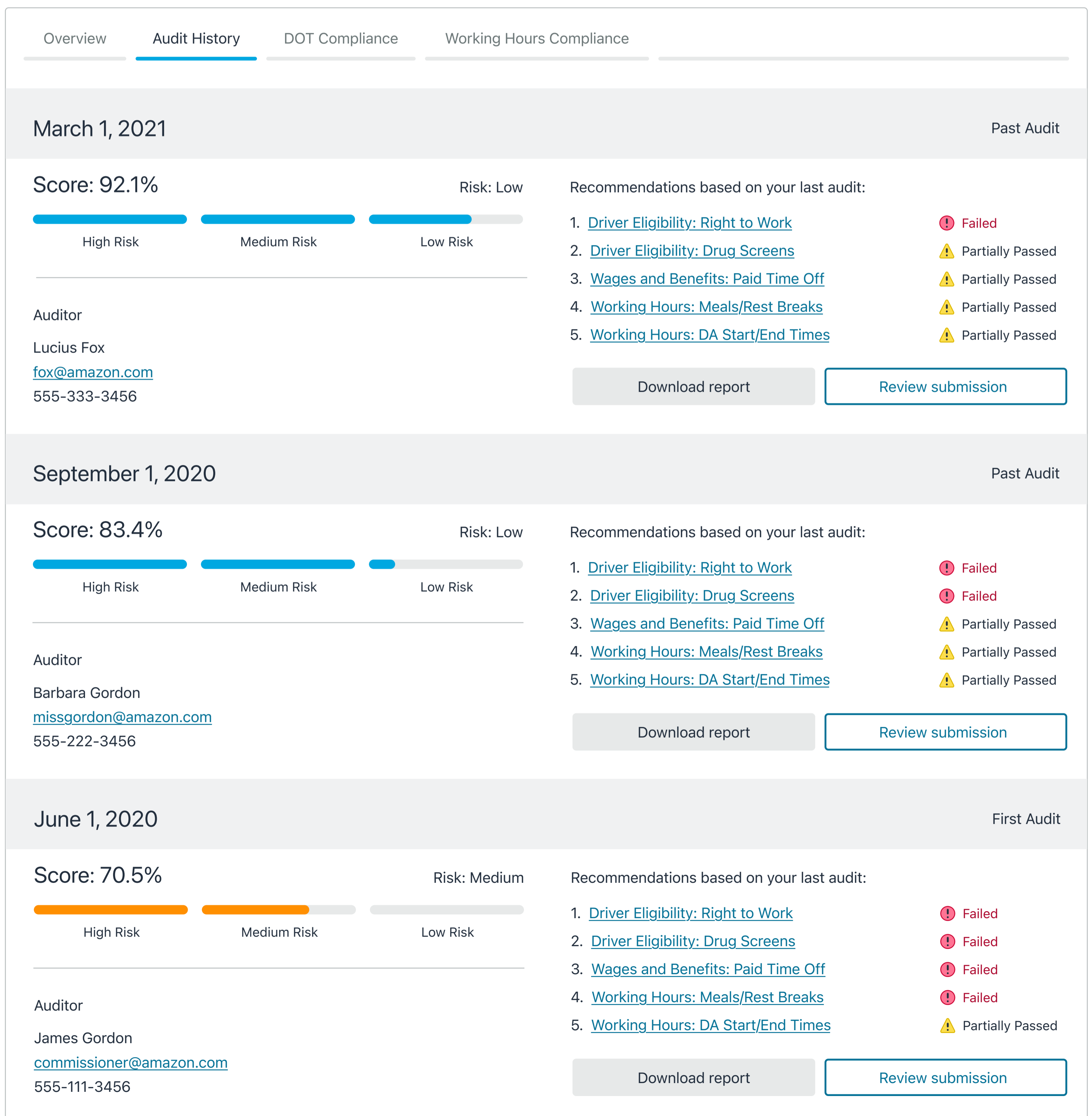
Metrics summary

Showing data for Week 12, 2021



Metrics deep dive

Showing data for Week 12, 2021



DOT Compliance

User Interface Mockups

Compliance Dashboard



Week 12, 2021 < >

Metrics summary

Showing data for Week 12, 2021

Overall Compliance Score ⓘ

Fantastic

Poor Fair Great Fantastic

<p>Audit Score (Mar 2021) ⓘ</p> <p>Low Risk</p> <p>92.1 / 100%</p> <p>View audit metrics</p>	<p>DOT Compliance ⓘ</p> <p>Great</p> <p>84 / 100%</p> <p>View DOT metrics</p>	<p>Working Hours Compliance ⓘ</p> <p>Fantastic</p> <p>99.8 / 100%</p> <p>View working hours metrics</p>
---	--	--

Metrics deep dive

Showing data for Week 12, 2021

Overview Audit History **DOT Compliance** Working Hours Compliance

DOT Compliance ⓘ

Great

Poor Fair Great Fantastic

<p>Avg. DVIR Compliance ⓘ</p> <p>Fantastic</p> <p>80 / 100%</p>	<p>Avg. PM Compliance ⓘ</p> <p>Great</p> <p>75 / 100%</p>	<p>Annual/CA Bit Compliance ⓘ</p> <p>Fair</p> <p>62 / 100%</p>	<p>RSI with Violations ⓘ</p> <p>Poor</p> <p>10.3 / 100%</p>
--	--	---	--

<p>Total Inspections ⓘ</p> <p>16</p>	<p>Passed Inspections ⓘ</p> <p>2 / 16</p>	<p>Failed Inspections ⓘ</p> <p>14 / 16</p>	<p>Inspection Pass Rate ⓘ</p> <p>Poor</p> <p>12.5%</p>
---	---	--	---

Inspection Pass Rate by Week

Week	Pass Rate	Category
Sep 1	580	Poor
Sep 2	570	Poor
Sep 3	780	Great
Sep 4	750	Great
Sep 5	650	Fair
Sep 6	650	Fair
Sep 7	540	Poor

Inspections & Violations by State

Day	State	Category
Sep 1	State 1	Great
Sep 2	State 2	Great
Sep 3	State 3	Fair
Sep 4	State 4	Poor
Sep 5	State 5	Poor
Sep 6	State 6	Great
Sep 7	State 7	Fantastic

Inspections & Violations by DA

Day	DA	Category
Sep 1	DA 1	Great
Sep 2	DA 2	Great
Sep 3	DA 3	Fair
Sep 4	DA 4	Poor
Sep 5	DA 5	Poor
Sep 6	DA 6	Great
Sep 7	DA 7	Fantastic

Inspections & Violations by BASIC

Day	BASIC	Count
Sep 1	BASIC 1	20
Sep 2	BASIC 2	5
Sep 3	BASIC 3	8
Sep 4	BASIC 4	30
Sep 5	BASIC 5	20
Sep 6	BASIC 6	20
Sep 7	BASIC 7	15

Inspections & Violations by BASIC

Day	BASIC	Count
Sep 1	BASIC 1	20
Sep 2	BASIC 2	5
Sep 3	BASIC 3	8
Sep 4	BASIC 4	30
Sep 5	BASIC 5	20
Sep 6	BASIC 6	20
Sep 7	BASIC 7	15

DVIC Compliance
 PM Compliance
 Annual/CA Bit Compliance
 RSIs with Violations

scorecard for each, graphs, or table?

Working Hours

User Interface Mockups

Compliance Dashboard

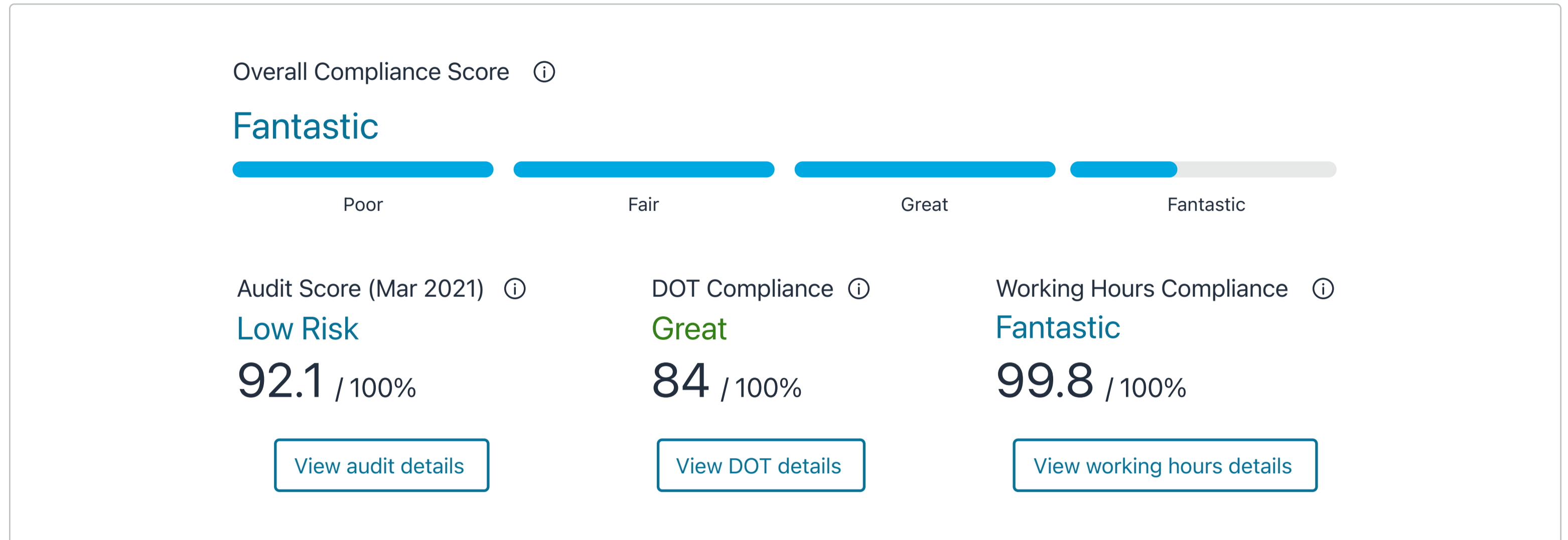


Week 35, 2020



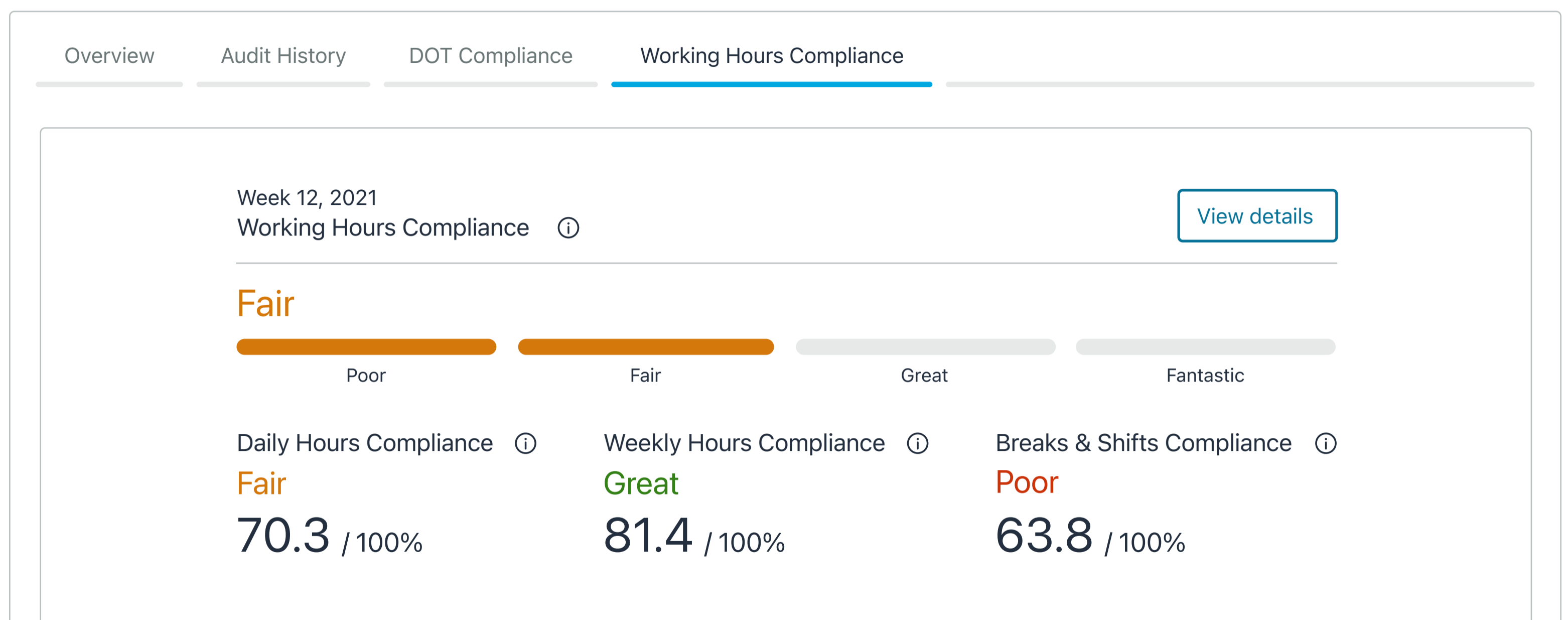
Metrics summary

Showing data for Week 12, 2021



Metrics deep dive

Showing data for Week 12, 2021



Week 12, 2021



Delivery Associate	Daily Hours ⓘ	Weekly Hours ⓘ	Hours Between Shifts ⓘ	Overall Score
Yusuf Soyeba ACDR123490564	16 ↑ 0.50	70 ↑ 5	5 ↓ 2.50	Poor
Alexus Floyd ACDR432234905	15 ↑ 1.50	68 ↑ 2	6 ↑ 1.00	Poor
Ariana Thompson ACDX12349054	14 ↑ 2.00	65 ↑ 1	7 ↑ 1.50	Poor
Jeffery Berry ACDX12349054	13 ↓ 2.00	65 ↓ 1	7 ↓ 0.50	Poor
Tyran Lawrence ACDR123490564	13 ↓ 1.00	62 ↓ 1	7 ↓ 2.00	Poor
Divina Trevenco ACDX12349054	12 ↓ 2.00	63 ↓ 1	8 ↓ 0.50	Fair
Greg Dowdell ACDR123490564	11 ↑ 1.00	62 ↑ 2	8 ↑ 3.00	Fair
Anton Wells ACDR432234905	11 ↑ 0.50	61 ↑ 1	8 ↑ 2.00	Fair
Kristin Graham ACDR432234905	10 ↑ 0.50	60 -- 0	9 ↑ 2.00	Fair
Donovan Wills ACDR432234905	10 ↑ 1.00	60 -- 0	9 ↑ 2.50	Fair

< 1 2 > Show all drivers

Spec Sheets

User Interface Mockups

SPECIFICATION SHEET 1 of 2

Accessible Colors for Metrics

TEXT COLOR

The text colors for all metric categories other than Poor need to be darkened to be considered accessible. See below for new text colors.

ACCESSIBLE SCORE BAR COLORS

The currently implemented score bar colors can remain the same, however it's recommended that they be updated along with the text.

Fantastic hex color #077398



Great hex color #348118



Fair hex color #D4780C



Poor (color unchanged)



TEXT COLOR

The text colors for all metric categories other than Poor need to be darkened to be considered accessible. See below for new text colors.

Safe Driving Metric ⓘ

Fair

637

FICO

Seatbelt off Rate ⓘ

Poor

282

Events per 100 trips

Speeding Event Rate ⓘ

Fantastic

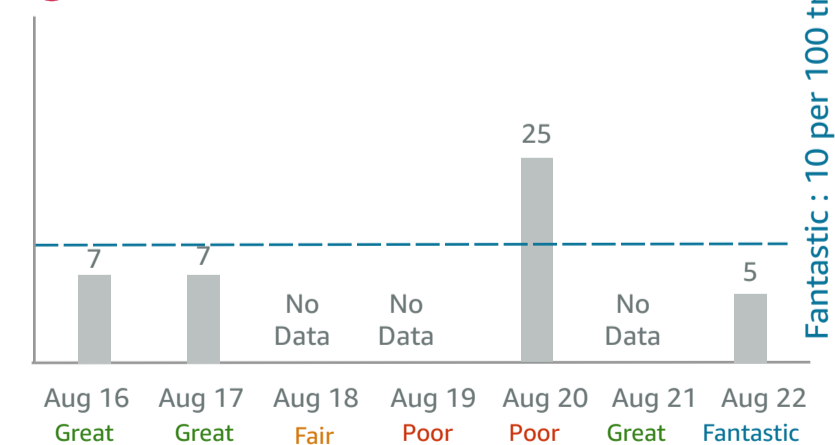
0

Events per 100 trips

Seatbelt-Off Rate ⓘ

Events per 100 trips in week 35

⚠️ Poor Rating



Distractions Rate ⓘ

Fair

150

Events per 100 trips

Following Distance Rate ⓘ

Fantastic

0

Events per 100 trips

Sign/Signal Violations Rate ⓘ

Great

50

Events per 100 trips

SPECIFICATION SHEET 2 of 2

Accessible Colors for Metrics

TEXT COLOR

The text colors for all metric categories other than Poor need to be darkened to be considered accessible. See below for new text colors.

Metrics deep dive

Showing data for Week 35, 2020

Delivery Associate	DCR	DAR	SWC-POD	SWC-CC	SWC-SC	SWC-AD
Yusuf Soyeba ACDR123490564	38% ↑0.50	16 ↑ 1	38% ↑0.50	38% ↑0.50	38% ↑0.50	16 ↑ 1
Alexus Floyd ACDR432234905	45% ↑0.20	10 ↑ 2	45% ↑0.20	45% ↑0.20	45% ↑0.20	10 ↑ 2
Ariana Thompson ACDX12349054	30% ↑5.00	8 ↑ 1	30% ↑5.00	30% ↑5.00	30% ↑5.00	8 ↑ 1
Jeffery Berry ACDX12349054	91% ↓0.30	4 ↓ 1	91% ↓0.30	91% ↓0.30	91% ↓0.30	4 ↓ 1
Tyran Lawrence ACDR123490564	91% ↓0.10	4 ↓ 1	91% ↓0.10	91% ↓0.10	91% ↓0.10	4 ↓ 1
Divina Trevenco ACDX12349054	95% ↓0.30	2 ↓ 1	95% ↓0.30	95% ↓0.30	95% ↓0.30	2 ↓ 1
Greg Dowdell ACDR123490564	96% ↑0.30	2 ↑ 2	96% ↑0.30	96% ↑0.30	96% ↑0.30	2 ↑ 2
Anton Wells ACDR432234905	98% ↑0.30	2 ↑ 1	98% ↑0.30	98% ↑0.30	98% ↑0.30	2 ↑ 1
Kristin Graham ACDR432234905	100% ↑0.10	0 ↑ 0	100% ↑0.10	100% ↑0.10	100% ↑0.10	0 ↑ 0
Donovan Wills ACDR432234905	100% ↑0.10	0 ↑ 0	100% ↑0.10	100% ↑0.10	100% ↑0.10	0 ↑ 0
Tara Tolefree ACDR432234905	100% ↑0.10	0 ↑ 0	100% ↑0.10	100% ↑0.10	100% ↑0.10	0 ↑ 0
Nicholas Bell ACDR432234905	100% ↑0.10	0 ↑ 0	100% ↑0.10	100% ↑0.10	100% ↑0.10	0 ↑ 0
Brandon Collier ACDR432234905	100%-- 0.00	0 -- 0	100%-- 0.00	100%-- 0.00	100%-- 0.00	0 -- 0
Roy Orr ACDR432234905	100%-- 0.00	0 -- 0	100%-- 0.00	100%-- 0.00	100%-- 0.00	0 -- 0
Daendre Simon ACDR432234905	100%-- 0.00	0 -- 0	100%-- 0.00	100%-- 0.00	100%-- 0.00	0 -- 0